

HOW to PLAY



OVERVIEW

Fluxx games are all about change. Beginning with just a couple of simple rules, the game gradually becomes more complex as new rules are added. At first there will be no way to win—that's what Goal cards are for. Each Goal is different, but they all require you to collect cards called Keepers. As soon as your Keepers match the current Goal, you win!

Single Player Rules:



SETUP

Place the Basic Rules card in the center of the table.

Shuffle the deck and deal three cards to each player.

Establish the draw pile by placing the remainder of the deck face down where everyone can reach it.

GOING FIRST

The dealer goes first. Or choose a player at random.

Play proceeds clockwise.

Exec Summary

- Fluxx is a game about constant change.
- Begin by following the Basic Rules.
- Each player starts with a hand of 3 cards.
- On your turn, draw 1 card, play 1 card.
- New Rules take effect as soon as you play them.
- Collect Keepers to match the Goal and you win!



TYPES OF CARDS

Each turn, you will Draw at least one card, add it to your hand, and Play at least one card. Here's how each type of card is used in the game:

New Rules change the way the game works. When a New Rule is played, you must adapt to it right away.

When a New Rule contradicts a card already in play, the old rule is discarded.

NEW RULE
New rules take effect immediately.
To play one, place it face up in the center of the table.

KEEPER
To play a Keeper, place it face up on the table in front of you.

Keepers are what you need in order to win. Keep them in front of you after playing.

Goals indicate which Keepers you currently need in order to win.

GOAL
Goals are played face up in the center of the table.
Discard the previous Goal, if any.

ACTION
To play an Action card, do whatever it says, then place it on the discard pile.

Actions are single-use cards. Follow the instructions on the card, then discard it.

Turn Sequence

- 1) Draw the number of cards currently required.
- 2) Play the number of cards currently required.
- 3) Discard to comply with any Limit rules in play.

Optional actions allowed by New Rules, Keepers, etc., may be performed at any point during this sequence.

All cards are always playable, even if they have no effect. If you aren't sure how a card works, try reading the full text aloud as you play it.

Sample Game (in progress)

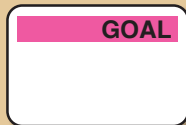
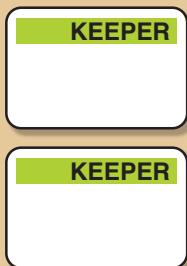
New Rules that override the Basic Rules are placed overlapping the part they supersede.

Other New Rules are placed in the center.

Goals also go in the middle. They are shared by all players.

Keepers are placed in front of their owners.

PLAYER 3



PLAYER 1



The Basic Rules card stays in the middle for the entire game.



PLAYER 2



After following an Action card's instructions, place it onto the discard pile.

HOW TO WIN

The game continues until someone meets the conditions of the current Goal. That player wins instantly, no matter whose turn it is! (If a tie, the game continues until one winner emerges.)

OTHER TYPES OF CARDS

CREEPER

When you draw this, you must immediately place it in front of you, and draw another card.

Creepers: These are like Keepers you do not want. Usually Creepers prevent you from winning, but sometimes you actually need them to win. Creepers are kept on the table in front of you in the same area as your Keepers.

Creepers cannot be held in your hand. Instead, they automatically go into play. As soon as you draw a Creeper, you must place it face up in front of you and draw another card. This does NOT count as a “play.”

You might have to accept several Creepers at once as you draw cards, until you’ve drawn the required number of non-Creepers and added them to your hand. Note that this is true any time you draw a card, such as during an Action.

Surprises: These cards can be played at any time, even when it isn’t your turn. Surprises have two functions, one for during your turn, and one for out-of-turn.

A Surprise can also be used to cancel another Surprise.

SURPRISE

This card can be played when it’s not your turn, to cancel a card being played. During your turn, it works like an Action.

EXAMPLES

Here are a few examples to show how various cards interact:



After drawing one card, you play the **Draw 3 New Rule**. Now the rules require you to draw three cards on each turn, but since you only took one card before, you must immediately draw two more cards. The next player draws three cards for their turn. They play **Draw 2** which changes the rules again, but they draw no more cards, having already gotten (at least) two cards this turn. Since **Draw 2** contradicts **Draw 3**, the **Draw 3** rule is discarded.



If you play the Action called **Draw 2 and Use 'Em**, you will immediately draw two cards and play them both. If one of those cards is **Draw 3, Play 2 of Them** you would keep going, drawing three more cards, playing two cards, and discarding the third. All of this activity would be considered the playing of just one card when counting the number of plays on your turn.



Suppose you play **Draw 3, Play 2 of Them**. You will start by drawing three cards. If any of those cards are Creepers, you would place them in front of you and redraw immediately until you have three non-Creepers, then you would choose which two of those cards to play.

OTHER NOTES

First Round Creepers: At the start of the game, any player whose initial hand of cards contains a Creeper must immediately play all of the Creepers they have, and draw again, as needed, until they have three non-Creeper cards in hand.

Regarding Discarding: You cannot simply discard unwanted cards. You can only discard if compelled to by a Hand Limit or similar compulsion. (Yes, this means you could end up being forced to play a card that makes someone else win.)

Reshuffling: If the Draw pile runs out, shuffle the Discard pile, turn it over to make a new Draw pile, and keep playing.

Cards in Play: Whenever something mentions a card “in play,” this refers to a card that is face up on the table, but not in the discard pile. Keepers must be in play for you to meet a Goal that requires them. If a Keeper has a special power, you must have it in play in order to make use of its bonus ability.

Free Actions: Some cards allow for bonus actions which can be taken at any time during your turn. Since they don’t count as plays, they are called Free Actions.

Jumping In: New players may join at any time by being dealt a hand of three cards.

Dropping Out: Players can exit the game at any time. Just discard your hand and all of the cards you have in play.

SPECIAL ICONS



Cat: This icon is used to label Cat Keepers.



Dog: This icon is used to label Dog Keepers.



Attaching Creepers: Creepers marked with this icon will become attached to one of your Keepers. If you have no Keepers in play, they will wait patiently until something arrives. Once attached, the two cards are considered a unit until they are removed from play.

SOLO FLUXX

For a longer version of the solitaire rules, please visit looneylabs.com/solo-fluxx.

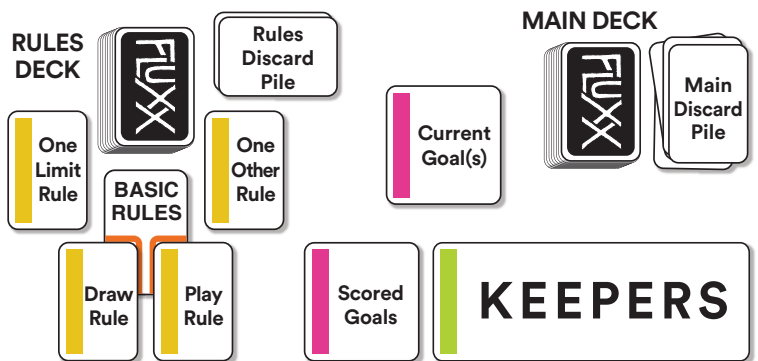
SETUP

Before playing Solo Fluxx, remove all cards that won’t apply with one player. You can play any version of Fluxx solo, but each has its own list of cards to set aside. For this version, the 11 cards to remove are:

- The Zoomies
- Mix It All Up
- Random Tax
- Trade Hands
- Rotate Hands
- Everybody Gets 1
- Exchange Keepers
- Steal Something
- Use What You Take
- Creeper Reassignment
- Draw 4 and Scatter 'Em

START

- Place the Basic Rules on the table, to one side.
- Divide the rest of the cards into New Rules (the Rules Deck) and non-Rules (the Main Deck).
- Shuffle the Rules Deck. Place it with the Basic Rules.
- Shuffle the Main Deck and place it on the other side.
- Deal yourself a hand of 3 cards from the Main Deck.
- You take the first turn.



PLAY

- Toggle between taking a turn and adding a New Rule.
- During your turn, Draw the number of cards indicated, then Play the number of cards required.
- After your turn ends, draw from the Rules deck and place the New Rule in the appropriate spot, discarding the card that was previously there.
- Comply with any new Limit before taking another turn.

END

- Any time you meet the conditions of the current Goal, move that Goal to the Scored Goals pile, and discard all Keepers and/or Creepers required by the Goal.
- The game ends as soon as either deck runs out.
- Your score is the total number of Goals you collected.

QUESTIONS?

Visit us at:

faq.looneylabs.com

When playing Fluxx, there are many interesting situations that can arise. If you get stuck on how a particular card works and need an official answer, the fastest solution is to check our extensive online database of Frequently Asked Questions!

If you can’t find the answer you need there, please email us and we’ll get back to you with a ruling as soon as we can.

CREDITS

Cat Fluxx is based on Fluxx, invented on July 24th, 1996 and first published in 1997.

GAME DESIGN: Andrew Looney | **LAYOUT:** Morgan Nakroshis
ILLUSTRATIONS & COVER ART: Robin Sevakis

IN MEMORY OF: Toto, Shiro, Aslan, LittleCat, Tim, and Iris.
Better cats there never were; they are missed every day.

Fluxx® is a registered trademark of Looney Labs.

Copyright © 1997-2025 by Looney Labs, Inc.
PO Box 761, College Park, MD, 20741 USA

Printed by Delano Games.

SKU: LOO-137 | UPC: 850023181336



MADE IN THE USA